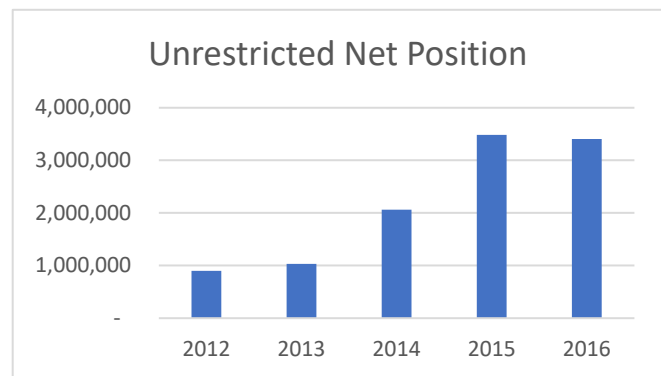
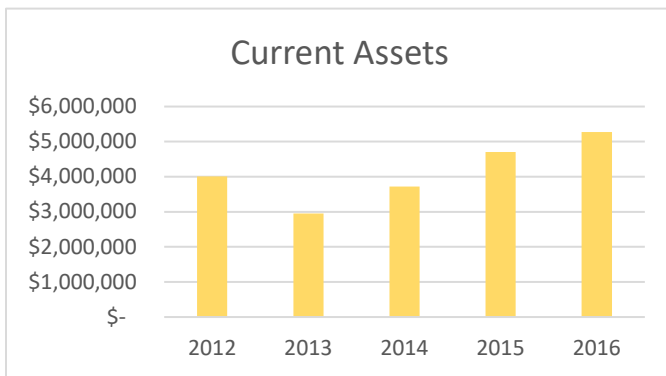
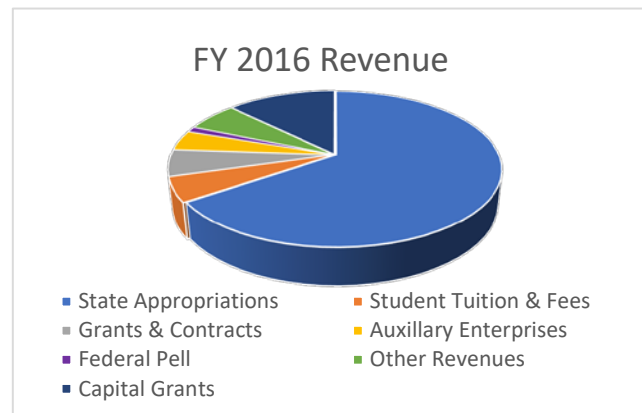
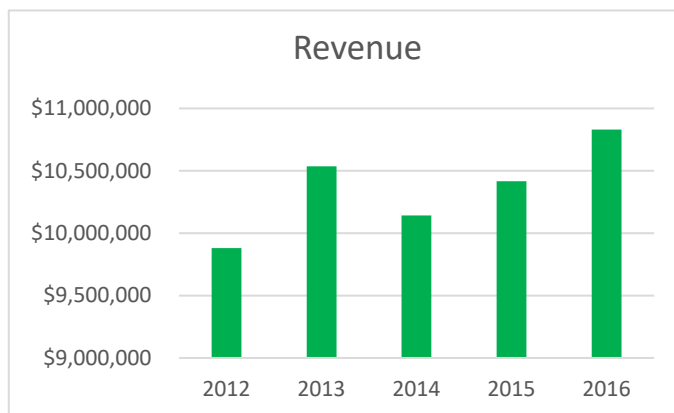


Uintah Basin Technical College

	2012	2013	2014	2015	2016
Total Current Assets*	\$ 4,010,097	\$ 2,947,574	\$ 3,723,348	\$ 4,703,226	\$ 5,274,834
Total Current Liabilities	1,591,576	1,024,759	987,966	939,160	1,671,377
Current Ratio	2.5	2.9	3.8	5.0	3.2
Net Position					
Net Investment in Capital Assets	13,585,886	14,237,350	13,798,056	13,406,483	14,588,674
Restricted*	1,727,854	1,119,684	1,075,994	774,772	645,959
Unrestricted	898,438	1,031,971	2,063,241	3,483,010	3,407,652
GASB 68 Adjustment				(2,462,753)	(2,323,271)
Net Position	\$ 16,212,178	\$ 16,389,005	\$ 16,937,291	\$ 15,201,512	\$ 16,319,014



Revenues	2012	2013	2014	2015	2016
State Appropriations	\$ 4,824,700	\$ 5,191,900	\$ 5,839,900	\$ 6,377,100	\$ 7,084,403
Student Tuition & Fees	2,160,582	1,691,571	1,732,687	1,395,001	555,035
Grants & Contracts	993,129	1,116,105	875,465	1,017,300	603,305
Auxillary Enterprises	763,592	443,608	580,414	293,267	449,051
Federal Pell	116,134	152,224	170,895	152,228	120,629
Other Revenues	564,736	529,322	665,875	765,125	646,685
Capital Grants	458,881	1,410,579	277,114	416,056	1,371,374
Total Revenue	\$ 9,881,754	\$ 10,535,309	\$ 10,142,350	\$ 10,416,077	\$ 10,830,482



* UBTC Foundation is a component unit of the college and its assets are included in the college's financial statements. Corresponding cash and restricted fund balances of \$39,801 are included in the FY 2016 financial presentation above.