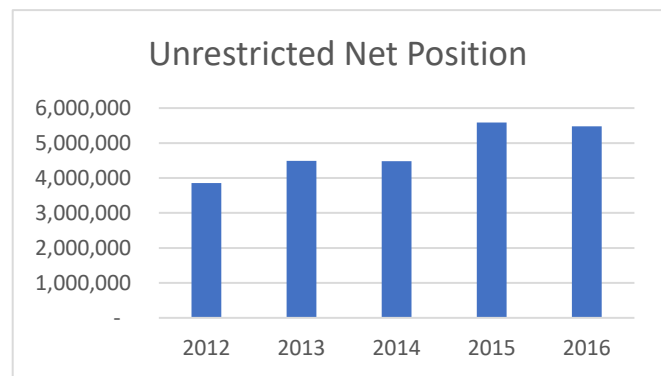
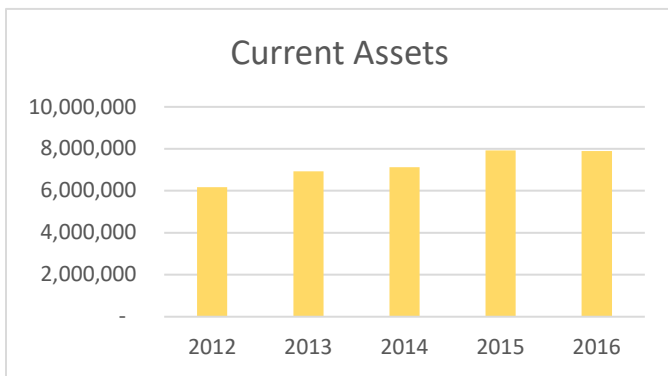
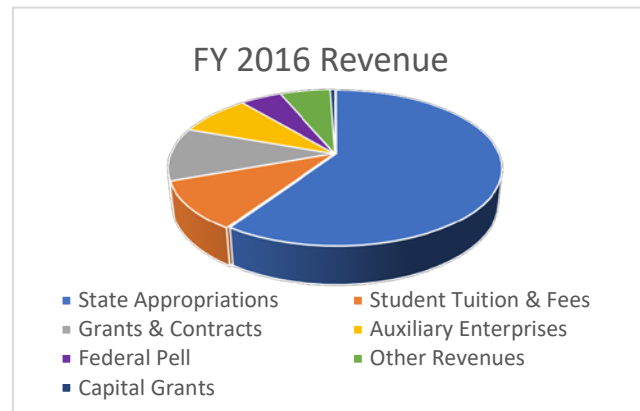
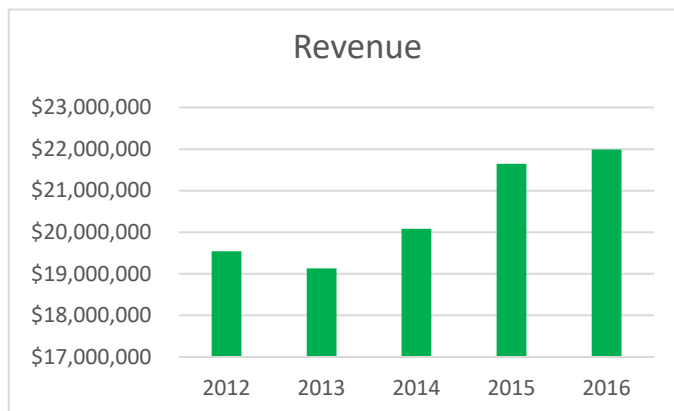


Davis Technical College

	2012	2013	2014	2015	2016
Total Current Assets	6,179,543	6,924,309	7,119,207	7,928,052	7,899,747
Total Current Liabilities	1,169,926	1,351,392	1,467,779	1,507,281	1,301,187
Current Ratio	5.3	5.1	4.9	5.3	6.1
Net Position					
Net Investment in Capital Assets	29,419,452	29,015,988	29,216,171	28,313,502	27,246,745
Restricted	1,681,582	1,536,520	1,626,200	1,234,789	1,494,795
Unrestricted	3,857,159	4,488,850	4,482,337	5,584,119	5,481,915
GASB 68 Adjustment				(2,655,219)	(2,578,484)
Net Position	\$ 34,958,193	\$ 35,041,358	\$ 35,324,708	\$ 32,477,191	\$ 31,644,971



Revenues	2012	2013	2014	2015	2016
State Appropriations	\$ 9,177,700	9,947,800	10,963,000	12,183,800	13,057,900
Student Tuition & Fees	2,695,973	2,613,125	2,373,117	2,453,525	2,217,755
Grants & Contracts	2,691,717	1,944,284	2,289,510	2,421,189	2,420,231
Auxiliary Enterprises	1,548,885	1,531,938	1,468,241	1,624,744	1,849,584
Federal Pell	1,233,371	1,093,603	997,980	1,017,606	1,043,185
Other Revenues	1,318,048	1,072,252	1,253,330	1,234,547	1,281,846
Capital Grants	876,164	930,036	735,169	707,292	117,482
Total Revenue	\$ 19,541,858	\$ 19,133,038	\$ 20,080,347	\$ 21,642,703	\$ 21,987,983



* The Davis Technical College Foundation is a component unit of the College and is included in the College's financial statements. To illustrate the impact of the Foundation to the numbers above, in the FY16 year Current Assets of \$455,900, Revenues of \$503,776 and Net Position of \$1,605,161 are attributable to the Foundation.